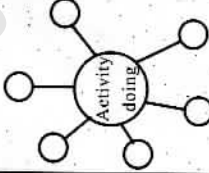


## 3rd UNIT : NAME – SCHOOL

CLASS - I

Period No.	Contest/Activity /Discourse	Teacher Activity	Strategy Activity	Student Activity	TLM/ Resources	Remarks
1.	Facesheet Pg. No. 35	<p>Picture Interaction :</p> <ol style="list-style-type: none"> <li>1) Colour the picture (Facesheet)</li> <li>After colouring the picture posing questions pertaining picture.</li> <li>Who are there in the picture?</li> <li>What they are doing?</li> <li>Where are they?</li> <li>Are they girls or boys?</li> <li>How many girls and boys are there?</li> <li>What is their in the hand?</li> <li>Are they having uniforms?</li> </ol> <p>Evaluation (Recapitulations) :</p>	Whole Class Activity	<p>Children respond to the teacher freely</p> <p>Childrens will give answers in their mother tongue or in English</p>	<p>Black board, T.B, Charts.</p> <p>Expected responses on B.B.</p> <p>Teacher, Students School, two girls one boy uniforms</p>	
2.	Picture Description Pg. 36, 37.	<p><b>Recapitulation of previous period :</b></p> <ol style="list-style-type: none"> <li>1) What is the colour of Uniform?</li> <li>2) How many teachers are there in the picture?</li> <li>3) Where is Hand Pump?</li> <li>4) Where is play ground?</li> <li>5) Are there any playing items in the ground?</li> </ol>	Whole Class Activity	<p>Children will respond freely in their mother tongue or in English</p>	<p>Expected responses on Black Board, Chart</p>	

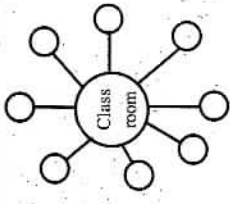
Period No.	Content/activity discourse	Teacher's Activity	Strategy	Student's Activity	TLM/ Resources	Remarks
3.	Big picture Pg. 36, 37.	<p>6) What are they? 7) Where is school bell? 8) Who is ringing the bell? 9) Where is office room and Flag? 10) Where is gate? 11) Where are Ammu &amp; Bittu? Teacher will present that "Ammu and Bittu have reached school. Recaptulation :</p> <p><b>Recaptulation of previous period :</b> <u>Interaction of Big picture :</u> Teacher will show the Big picture and asks following questions.</p> <ol style="list-style-type: none"> <li>1) What is this picture about?</li> <li>2) Who are there in the picture?</li> <li>3) What are there in the picture?</li> <li>4) What the children are doing? (Action doings)</li> <li>5) What teachers are doing?</li> <li>6) How many class rooms are there?</li> <li>7) Where are children playing?</li> </ol>	<p>Individual Activity</p> <p>Whole Class Activity</p> 	<p>Children under stands the responses and reads graphically</p> <p>Children read the responses graphically and able to produce same English Words</p>	<p>Pictures showing school, children</p> <div style="border: 1px solid black; padding: 5px; width: fit-content;"> <p>School children teachers Attender Boys Girls flag hand pump</p> </div>	<p>Teacher will elite responses on the black board</p>

# LESSON PLAN

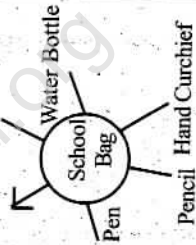
16 ಪರಗತಿಯ ಪಾಠ್ಯ

Period No.	Content/activity discourse	Teacher's Activity	Strategy	Student's Activity	TLM/ Resources	Remarks
	Content Presentation Pg.No.38	<p>Recaptulation : Teacher will present the content given in Pg.No.38 Teacher will asks the questions.</p> <ol style="list-style-type: none"> <li>1) What is Bittu thinking?</li> <li>2) Who is Eswar ?</li> <li>3) What is Eswar saying to Ammu ?</li> </ol> <p>Evaluation : Teacher will ask the questions on above content and teacher writes on black board.</p>	Whole class Activity	<p>Students will listen and respond where ever necessary.</p> <p>Student will give the answers to related questions.</p> <p>Children will read the words graphically.</p>	<p>Pictures of a boy and a girl - Pictures of school</p>	
4.	Reading segment Pg. No. 38	<p>Recaptulation : Teacher preliminary interactive Questions.</p> <ol style="list-style-type: none"> <li>1) Do you go to school in time?</li> <li>2) Where is your school?</li> <li>3) What is the name of your school?</li> <li>4) Do you have play ground in your school?</li> <li>5) Which games do you play in your School?</li> </ol> <p><u>Processing the Picture :</u></p> <ol style="list-style-type: none"> <li>1) Where are Ammu and Bittu?</li> <li>2) Who else do you see in the picture?</li> <li>3) What are they doing?</li> <li>4) What are they talking about?</li> </ol>			<p>Children will respond to the teacher and gives answers.</p>	

Period No.	Content/activity Discourse	Teacher's Activity	Strategy	Student's Activity	TLM/ Resources	Remarks
		Teacher will develop how to greet each other among students	group Activity	II Children : Hello! good morning I Children : How are You? II Children : fine		
5.	Content Presentation Pg. No. 38	Recaptulation : Teacher will present the content given in Pg. No. 38 Teacher will ask questions 1) What is Bittu thinking? 2) Who is Eswar? 3) What is Eswar saying to Ammu?  <u>Evaluation :</u> Teacher will ask the questions on above content and teacher writes on black board.	Whole class Activity	Student will listen and respond where necessary reads graphically  Student will give the answers to related questions.  children will read the words graphically	Picture of a boy and a girl. picture of a School	
6.	Presenting the content Pg. No. 39	Recaptulation : Teacher will present the content given in Pg. No. 39 Preliminary Interaction :				

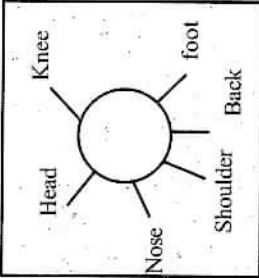
Period No.	Content/activity Discourse	Teacher's Activity	Strategy	Student's Activity	TLM/ Resources	Remarks
	Preliminary Interaction	1) Students what you will do After Bell Rings at the school? 2) Where do you Assemble in the school? for what? <u>Picture Interaction :</u> i) Where is the Ammu Now (in Picture) ii) Where is Bittu - Now? iii) Where did Ammu keep her Bag? iv) Where are the Lunch Boxes? v) How many children are outside the Class room? vi) How many children inside the Class room? viii) Why was Ammu seems to be in hurry?	Whole class	Elicited Free responses	B.B	
7.	Presenting Pg. No. 40	Recapitulation : preliminary Interaction : * What are the things you find in your classroom? What are they? Pict. Interaction : * Where are Books in Ammu's class room? * by showing the picture teachers will asks the question.	Whole Class Activity	 Students will see the picture respond the question.		

Period No.	Content/activity discourse	Teacher's Activity	Strategy	Student's Activity	TLM/ Resources	Remarks
8.	Pg.No. 40	<p>1) What is this? (Book)</p> <p>2) Where are they (shelf) cupboard</p> <p>3) What is this?</p> <p>4) What is there <u>on</u> the Bench? (Sentence formation Repetition) "The Book is <u>on</u> the Bench" The pencil is <u>on</u> the Bench The Bag is <u>on</u> the Bench Apple is <u>on</u> the Table Toys are <u>on</u> the Table.</p> <p>1) What are there in the picture? 2) Where is Bittu now? 3) What Bittu see in the Class room? 4) What are the things you have in your classroom? 5) Compare things with your classroom to Bittu classroom.</p>		<p>Book shelf/cup board</p> <p>Students Interacts with Teacher by giving Response</p>	<p>B.B</p> <p>On/ in</p>	
9.	Pg.No. 41	<p><b>Picture Interaction</b> Narrative Presentation :</p> <p>1) Who are the children in the Picture? 2) What is Bittu doing? 3) What are the children doing? 4) What is Ammu doing? 5) What will you do when such situation arise? 6) What are the colors in colour Bottle?</p>				

Period No.	Content/activity discourse	Teacher's Activity	Strategy	Student's Activity	TLM/ Resources	Remarks
	<p>Process</p>	<p><u>Interaction :</u></p> <ul style="list-style-type: none"> <li>* Did Eswar Catch Bittu?</li> <li>* Why do you Think is Bittu moving towards Eswar?</li> <li>* What did Fatima say?</li> </ul> <p><u>Less catch the Squirrel</u> : Pg. No. 41</p> <p><u>Preliminary Interaction – 5m</u></p> <ol style="list-style-type: none"> <li>1) What do you have in your classroom?</li> <li>2) What did Bittu see in the classroom?</li> </ol> <p>School Bag :</p> <p>Concept Map – 5m</p>		<p>Students give free responses.</p>		
		<p><u>Narration Pencil</u> :- 5m</p> <p><u>Content based Interaction</u> – 20 m</p> <ol style="list-style-type: none"> <li>1) Who are there in the picture?</li> <li>2) What are they doing?</li> <li>3) Where is Bittu now</li> </ol>				

Period No.	Content/activity Discourse	Teacher's Activity	Strategy	Student's Activity	TLM/ Resources	Remarks
	<p>Pg. No. 42</p>	<p>4) What saw Bittu first in the class?                      5) Why is she shouting?                      6) What are the children trying to do?                      7) -----</p> <p><u>The Squirrel in Colours</u>                      Greetings, Receptulation : Children rushed                      Preliminary Interaction :                      "Children Rushed into the classroom.                      They saw Bittu. Ganga Shouted catch the Squirrel.                      "Eswar says it is Ammu's Squirrel".                      Now What will they do now?                      1) What are they doing?                      2) Where is Bittu Now?                      3) Will Eswar catch Bittu? Yes/No                      Will Fatima catch Bittu? Yes/No                      Will Ganga catch Bittu? Yes/No                      Will Ammu catch Bittu?                      4) What are the things you see on the Table?                      5) What are the colours do you find in the Picture?                      Narration : Bittu Jumped here and there in the class. The children screamed and shouted some of them ran after Bittu.</p>	<p>group/                      whole class</p>	<p>Free responses</p>	<p>TB.                      T.B.                      B.B.</p>	



Period No.	Content/activity discourse	Teacher's Activity	Strategy	Student's Activity	TLM/ Resources	Remarks
	<p>Pg. No. 42</p>	<p><u>Bittu the Painter</u>                      Here is a squirrel sitting on my <u>Head</u>                      Now my <u>head</u> is red in <u>colour</u>                      Activity : Adding lines (Part of body) &amp; colours                      Interactive question after completion one stanza (relevant)                      1) Where is Bittu in the first picture ?                      Add : in which colour Hari face turned into ?                      2) What is hari saying?                      3) Where is Bittu in the second picture?                      4) What is Ganga saying?                      Recapitulation</p>			<p>Collect the Picture of parts of body and paste / chart</p>	
10.	<p>Pg. No. 44</p>	<p><u>Preliminary Interaction</u>                      Part of Body  <u>Content based Question :</u>                      1) What is Ammu saying to Bittu?                      2) Where is Bittu sitting?                      3) Showing (Hari) (pict) Bittu is sitting on ....                      4) Showing to Indu's pict now Bittu is sitting on .....                      5) Like so..... on .....</p>	<p>(oral)                      Individual Reading                      Group ready (Oral)</p>	<p>Student                      Group interaction</p>		

Period No.	Content/activity discourse	Teacher's Activity	Strategy	Student's Activity	TLM/ Resources	Remarks
	Pg. No. 45	<p>Narration . . . . .</p> <p>in the class. The children screamed and</p> <p>1) What is Ammu saying to Bittu?</p> <p>2) Why is Bittu Jumping here and there?</p> <p>3). What will Bittu do now?</p>	group Interaction			
11.	Pg. No. 48	<p><u>Preliminary Interaction</u> :</p> <p>Bittu is scared. He jumps here and there spreading colours one every body. Ammu calls him will bittu come to Ammu?</p> <p><u>Picture Interaction</u> :</p> <p>Who are there is the Picture?</p> <p>Where is Bittu now?</p> <p>Will Ammu see teacher?</p> <p>What she (Ammu's) is thinking?</p> <p>What will she (Ammu) do?</p> <p>Graphic writing (Ammu's friends names)</p> <p>Write the names of friends (saying)</p>				
12.	Pg. No. 48	Sing and dance (process)	Whole class Active	Rhyme Repetition (4 lines-only)	T.B.	
13.		Read and copy				
14.		Match the small letters with capital letters			T.B.	